



**UNODC**

United Nations Office on Drugs and Crime

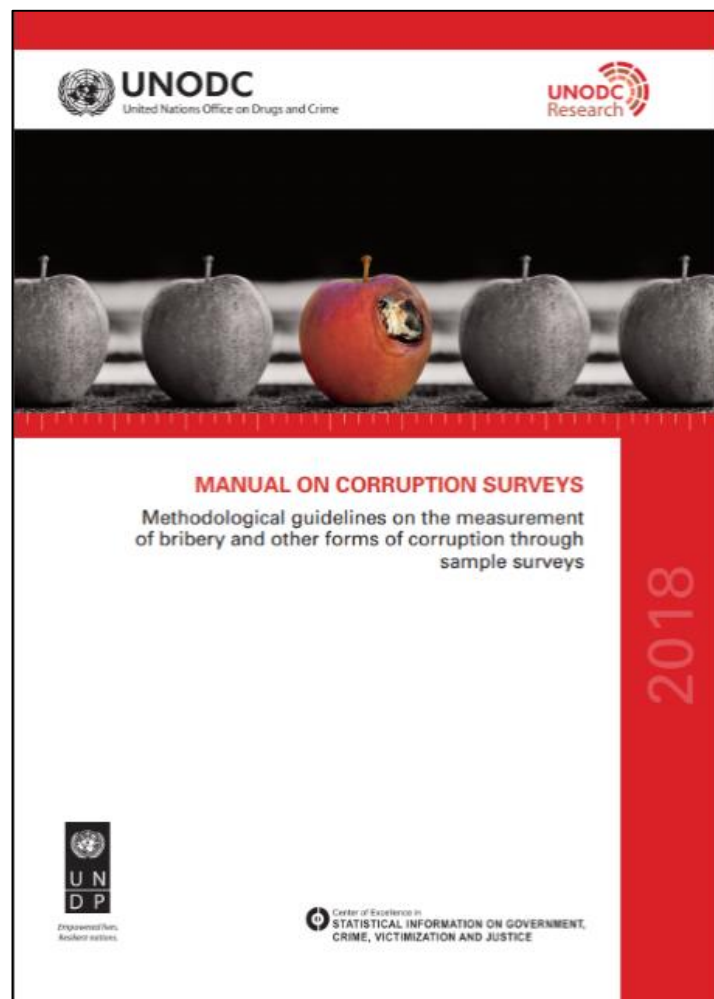


UNODC-INEGI CENTER OF EXCELLENCE  
in Statistical Information on Government,  
Crime, Victimization and Justice

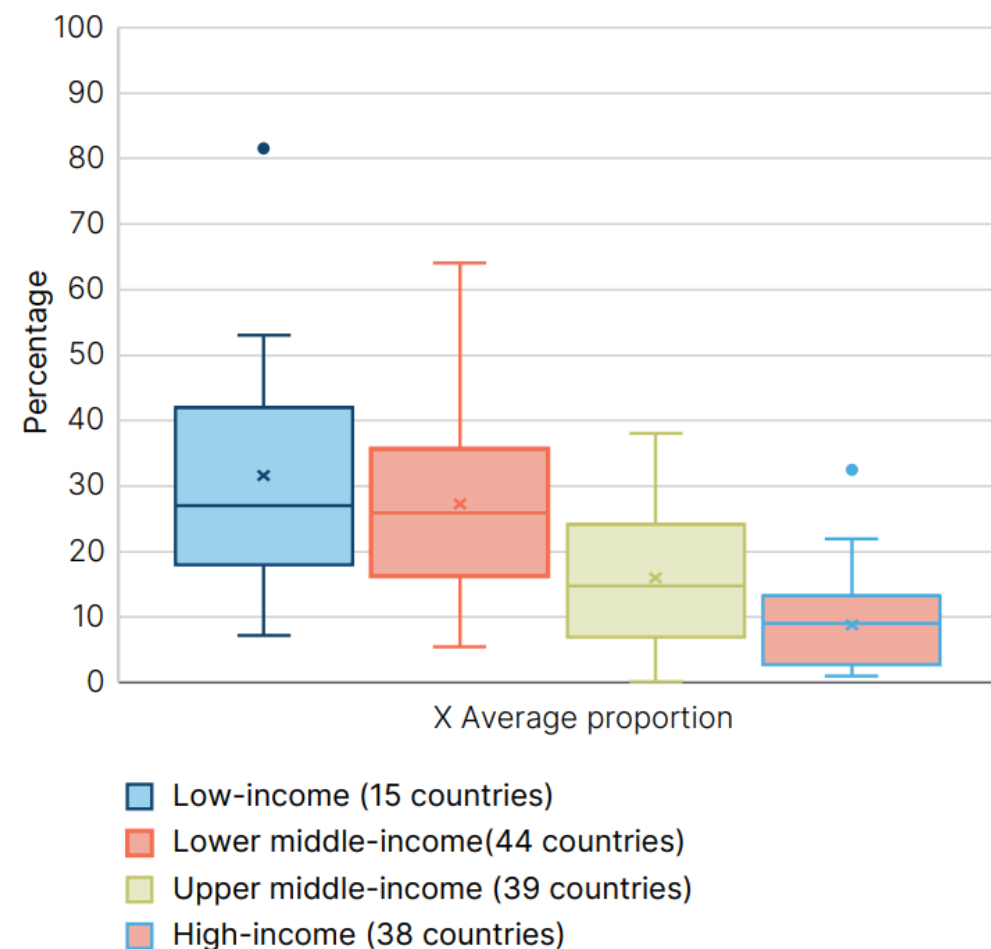


# *UNODC EFFORTS TO DEVELOP CORRUPTION MEASUREMENT FRAMEWORK*

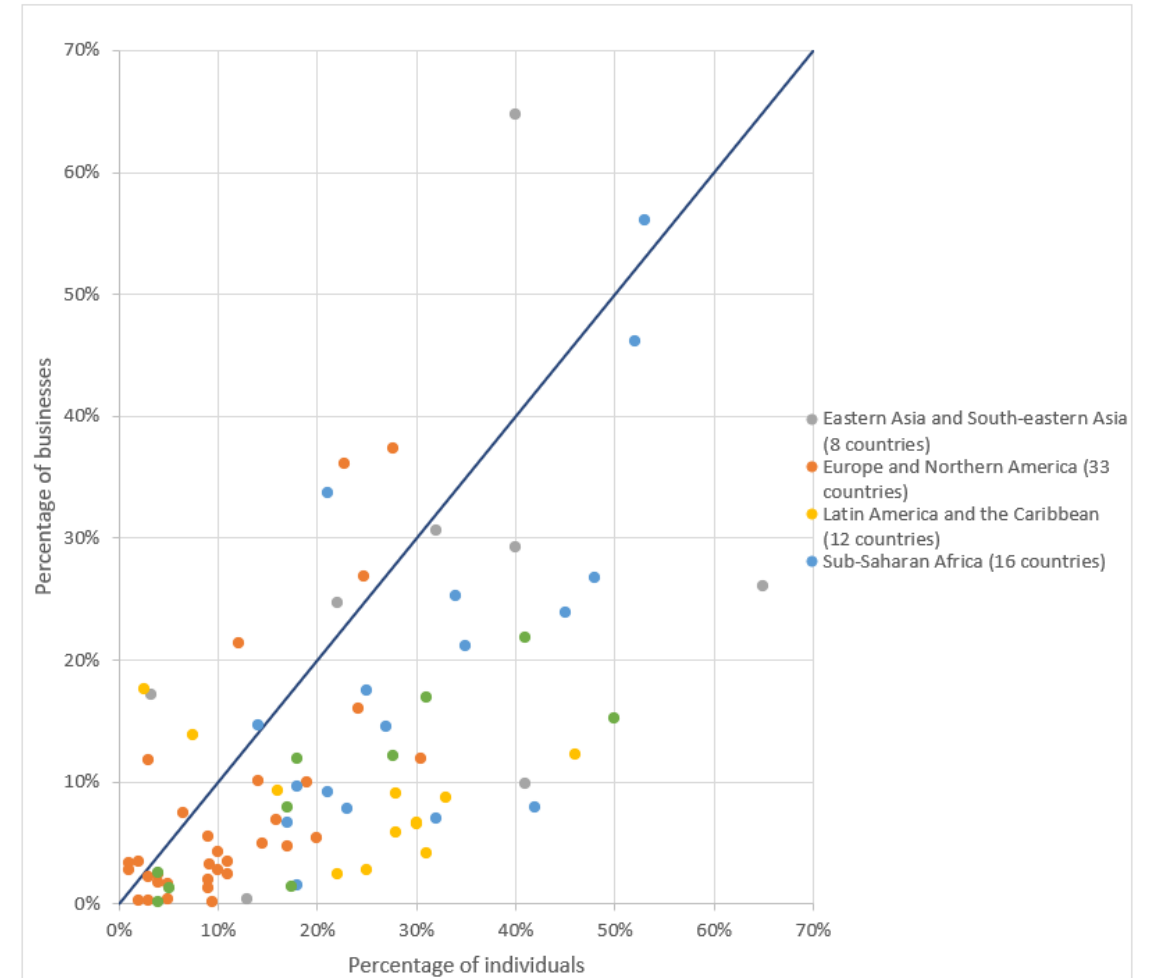
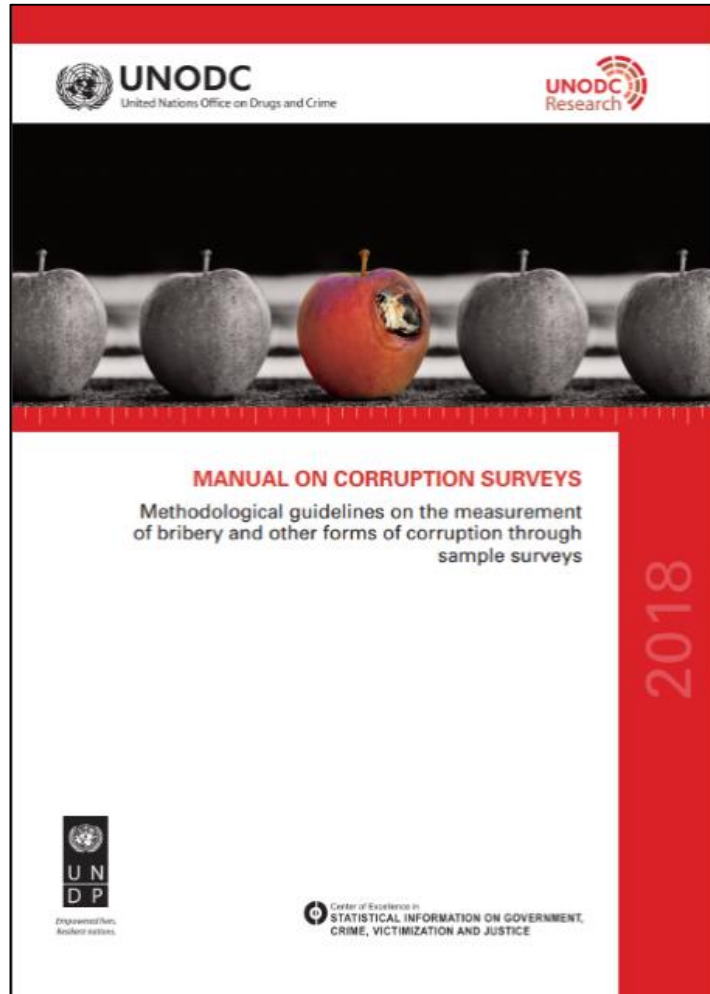
# What is already measured at international level by the UN?



**Figure 25:** Proportion of individuals who experienced bribery, by income level of countries, 2021 or latest year since 2015



# What is already measured at international level by the UN?



## ● Development of the Statistical Framework: beyond bribery

- Developed through extensive consultations online, in person and in writing (a Global Consultation launched in January).
- Benefitted from inputs from more than **200 experts** from **149 entities** from **81 UNCAC Parties** and international organizations with a combination of anti-corruption agencies, criminal justice institutions, national statistical offices, civil society organizations and members of Academia

In February 2023, the UN Statistical Commission:

- **Welcomed** the Statistical framework as a statistically robust framework to measure corruption
- **Recognized** its ambitious nature and countries' limited ability to fully implement it.
- **Encouraged** UNODC to provide technical support to adopt it and invited relevant institutions, civil society and academia to promote its implementation.

In December 2023 the UNCAC COsP “**took note with appreciation**”

- UNODC Statistical Framework on Corruption
- Measurement: National Implementation

## Corruption measurement

**Direct  
measures**

### Indirect measures

Perception

Risk

Response

Opportunities

De jure

Constraints

De facto

## Corruption-related dimensions and elements

A. Corruption areas  
criminalized in UNCAC

B. Preventive measures

C. Environment to report  
and address corruption

# UNODC Statistical Framework on Corruption Measurement

## A. Corruption areas criminalized in UNCAC

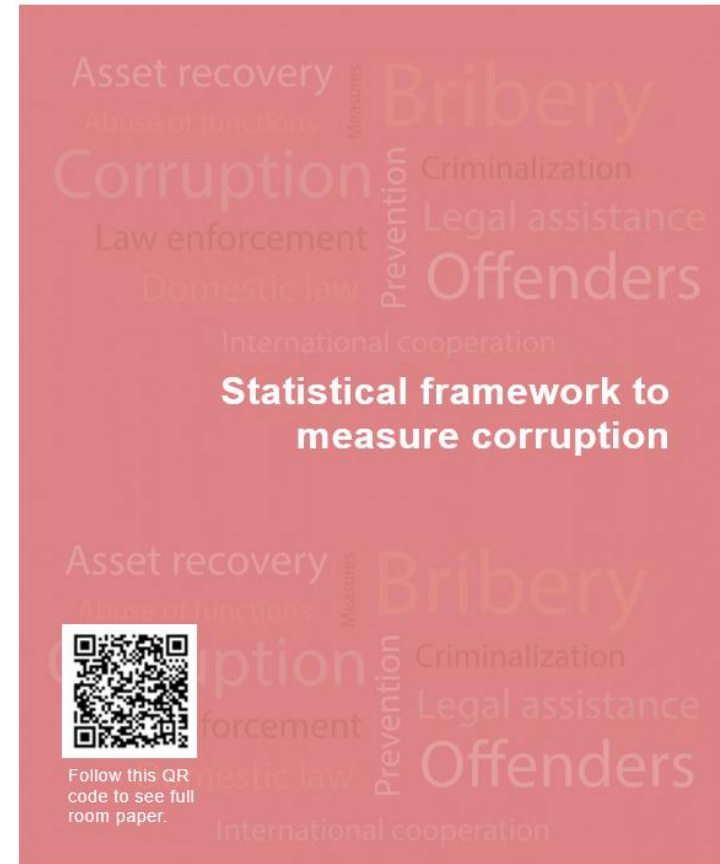
- a.1 Bribery of national public officials
- a.2 Embezzlement, misappropriation, or other diversion of property by a public official
- a.3 Money laundering
- a.4 Illicit enrichment
- a.5 Abuse of functions

## B. Preventive measures

- b.1 Public hiring based on merit
- b.2 Independence and integrity of the judiciary
- b.3 Conflict of interest
- b.4 Management of public finances
- b.5 Public procurement
- b.6 Candidature for and election to public office
- b.7 Preventive measures for the private sector
- b.8 Preventive measures for the state-owned enterprises
- b.9 Training programmes

## C. Enabling environment to report and address corruption

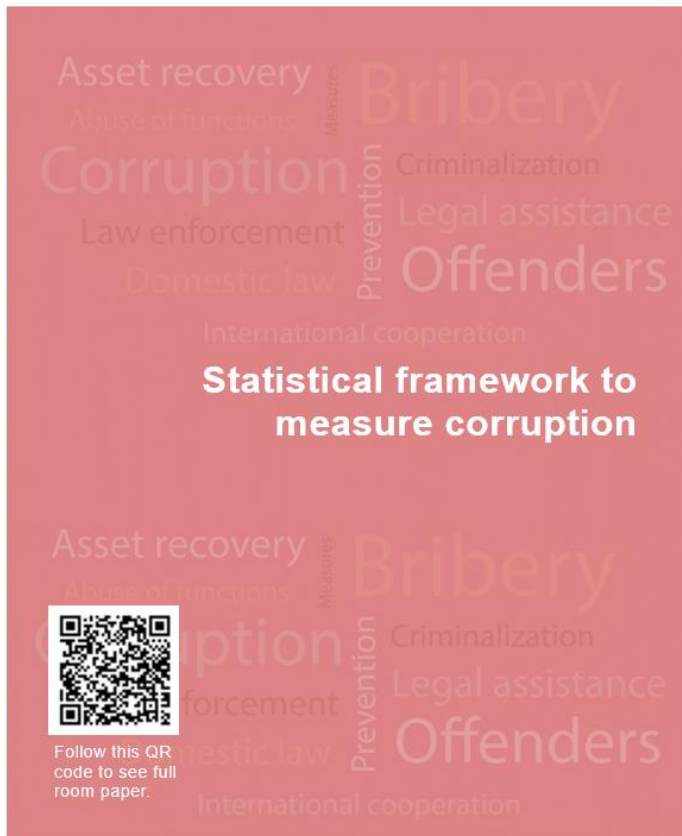
- c.1 Resources allocated to fight corruption
- c.2 Public reporting and access to information
- c.3 Protection of reporting persons





# UNODC Statistical Framework on Corruption

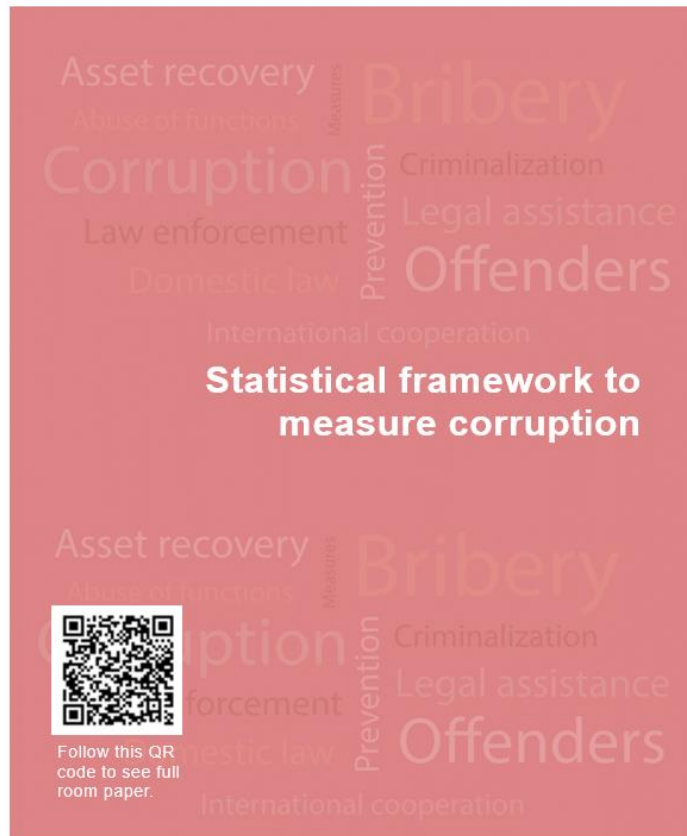
## Measurement: indicators



a. CRIMINAL OFFENCES UNDER <sup>2</sup> UNCAC						
ELEMENTS/ DIMENSIONS	DIRECT MEASURES	PERCEPTION	INDIRECT MEASURES			
			RISK		RESPONSE	
			OPPORTUNITIES (Circumstances that enable corruption)	CONSTRAINTS (Circumstances that may deter corruption)	DE JURE (Regulation)	DE FACTO (Implementation)
<b>a.1 Bribery of national public officials<sup>3</sup> (UNCAC Art. 15)</b>	<b>a.1.1 Prevalence of bribery in dealings with public officials<sup>4</sup> among the population</b> Proportion of persons who had at least one contact with a public official and who paid a bribe (gave a public official money, a gift or counter favour) to a public official or were asked for a bribe by those public officials, during the previous 12 months <sup>5</sup> Disaggregated by function of public official, sex of the	<b>a.1.4 Perception of corruption in the public sector<sup>6</sup></b> Proportion of persons who perceive that the public sector is corrupt <sup>7</sup> Disaggregated by age, sex and by government branches (e.g., executive, legislative and judiciary) and also by government level (e.g., national, and local) and sector.	N/A	<b>a.1.5 E-Government<sup>8</sup> coverage</b> Proportion of persons who engaged in at least one public service delivery and who did so using a digital platform Disaggregated by sex, age and type of procedure.  <b>a.1.6 Reporting bribery in dealings with public officials among the population/businesses.</b> Proportion of people/business who reported the case to competent authorities in the last 12 months.	<b>a.1.7 Criminalization of bribery</b> Comprehensive criminalization of bribery or related conduct in the national legislation as per Article 15 of UNCAC  <b>a.1.8 Comprehensive definition of public official :</b> Are all public officials covered by national legislation, in line with Article 2 of UNCAC	<b>a.1.9 Bribery detection</b> Total number of actual or suspected bribes brought to the attention of relevant authorities in the last 12 months.  <b>a.1.10 Bribery investigation<sup>9</sup></b> Total number of persons under criminal investigation for bribery recorded in a given year divided by the total population in the same year, multiplied by 100,000 disaggregated by sex.  <b>a.1.11 Bribery prosecution<sup>10</sup></b> Total number of persons prosecuted for bribery recorded in a given year divided by the total population in the same year, multiplied by 100,000 disaggregated by sex

# UNODC Statistical Framework on Corruption

## Measurement: metadata



### Bribery

Component	1.1 Bribery of national public officials and persons working in the private sector (UNCAC Art. 15 and Art. 21)		
Type of measure	DIRECT MEASURE		
Name of the indicator	1.1.a Prevalence of bribery in dealings with public officials among the population		
Tier	1. The methodology to estimate the indicator exists and countries are already producing estimates		
Objective of the indicator			
Measure the proportion of persons who had at least one contact with a public official and who paid a bribe to a public official or were asked for a bribe by those public officials during the previous 12 months.			
Method of Computation			
Total number of persons who paid at least one bribe to a public official in the last 12 months or were asked for a bribe in the same period, over the total number of persons who had at least one contact with a public official in the same period, multiplied by 100.			
Resp. Institution	National Statistical Office or Anti-corruption Unit	Type of institution	Public sector
Type of data Source	Victimization surveys in households or Household survey with a module on bribery	Frequency	Annual
Disaggregation(s)	Sex of bribe payers By sex of the public official(s) who asked for the bribe By public official function	Definitions	Bribery: the promise, offering or giving to a public official, directly or indirectly, of an undue advantage, for the official himself or herself or another person or entity, in order that the official act or refrain from acting in the exercise of his or her official duties. Or the solicitation or acceptance by a public official, directly or indirectly, of an undue advantage, for the official himself or herself or another person or entity, in order that the official act or refrain from acting in the exercise of his or her official duties. It can include public or foreign public officials





# UNODC

United Nations Office on Drugs and Crime

*Thank you*



UNODC

United Nations Office on Drugs and Crime



UNODC  
Research

Asset recovery  
Abuse of functions  
Corruption  
Law enforcement  
Domestic law  
International cooperation  
Measures  
Prevention  
Bribery  
Criminalization  
Legal assistance  
Offenders

## **Statistical framework to measure corruption**



Follow this QR  
code to see full  
room paper.